

Okeechobee FLORIDA

CONCRETE ROOF TILE COLLECTIONS


NEWPOINTTM
CONCRETE ROOF TILE


Proudly Serving the Florida Market for over 60 Years

Westlake
Royal Roofing SolutionsTM



The Mastery of Manufacturing

We focus on the latest innovations in tile manufacturing. Our process is unique, providing pre-blended tile for the best roof aesthetic. With locations in Lake Wales, Okeechobee, and Pompano Beach we continue to maintain our commitment to our Florida customers.



Asphalt Shingle

139°

attic temperature

Concrete Tile

94°

attic temperature

Why Tile?

NATURAL PROTECTION

Attic temperatures measured using identical heat sources simulating the sun's radiation comparing Newpoint™ Cool Roof System to a common asphalt shingle installation. The result is less heat in the attic and lower energy bills.

Material Matters.

BEAUTY MATTERS

Our concrete tiles have texture and substance, creating a true multidimensional look for your roof. Their natural colorways harmonize easily with other exterior building elements.

DURABILITY MATTERS

Newpoint™ engineered tile is specifically designed for new build and reroof, helping provide Floridians protection from the elements.

VALUE MATTERS

Westlake Royal Roofing Solutions™ stands behind the quality of our roof tile with a Fully Transferable, Non-Prorated Limited Lifetime Warranty.

SUSTAINABILITY MATTERS

Newpoint™ concrete roof tiles are locally made and sourced in Florida since 1958.





Color Matters.

As the market leader, we strive to enhance the curb appeal of your home. We continuously develop new colors to harmonize with the shifting architectural trends in Florida. We take pride in the color quality and blending we provide.

3 STYLES

Newpoint™ concrete roof tile easily harmonizes with all three dominant architectural styles in Florida.



TRADITIONAL

AMERICAN ADAPTATIONS OF REGIONAL HOME STYLES FROM OTHER TIME PERIODS OR AREAS OF THE WORLD. OFTEN MIXED REFERENCES.



MEDITERRANEAN
TUSCAN
WEST INDIES
FLORIDA OLD STYLE
FRENCH COUNTRY



TRANSITIONAL

PREFERS THE CLEAN LINES OF CONTEMPORARY ARCHITECTURE, BUT DRAWS HEAVILY ON DETAILS AND STYLES FROM TRADITIONAL ARCHITECTURE.



RANCH / SPLIT LEVEL
PRAIRIE STYLE
MIXED LOOKS



CONTEMPORARY

CHARACTERIZED BY A PREFERENCE FOR CLEAN LINES, OPEN CONCEPTS, DECORATION, AMPLE LIGHT SOURCES / LARGE WINDOWS, AND LACK OF ROUND FORMS.



MODERN
MID-CENTURY MODERN
CONTEMPORARY

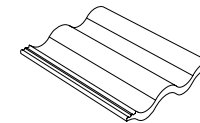


SLATE | Dark Charcoal Blend



HIGH & MEDIUM TILE PROFILE COLLECTIONS

ESTATE

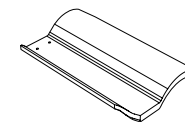


You will often find this tile gracing the roofs of Mediterranean inspired homes. This lower profile boasts easy versatility for any style building.

P. 13

GALENA

DESIGNER PRODUCT



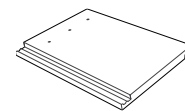
Galena profile displays hand-crafted characteristics, providing an ideal complement to Spanish architecture. Bridging the Old World look of yesterday with the durability of today.

P. 21

LOW TILE PROFILE COLLECTIONS

SAXONY® 900

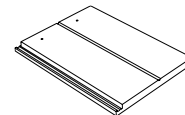
Slate



Beautiful design representative of styles found in England, Northern Europe and the US Eastern Seaboard. Versatile enough to accentuate any architectural style.

P. 25

Split Slate

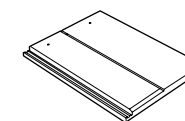


Unique beveled edges precisely define each tile for a staggered appearance, while its distinctive slate texture accurately reproduces the appearance of its natural counterpart. Two 90° angled cuts on nose.

P. 29

PLANTATION

Slate Like



Unique beveled edges precisely define each tile for a staggered appearance, while its distinctive slate texture accurately reproduces the appearance of its natural counterpart. Two unique nose cuts 90° bevel and angled.

P. 33

BERMUDA

DESIGNER PRODUCT

Hand-crafted richness evokes the timeless allure of traditional flat tile commonly used throughout the Southeast and the Caribbean.

Smooth

Rustic Shake




P. 37

P. 39



ESTATE | Canyon Clay



ESTATE | Desert Tan, Black Antique



BERMUDA Rustic Shake
Smoke - Black Antique



ESTATE



ESTATE | Copper - Black Antique

STANDARD COLORS

CANYON CLAY

No Antique

1GOCS6201NN



Stock

CARMEL

No Antique

1GOCS6202NN



Stock

SPANISH CLAY

White Antique

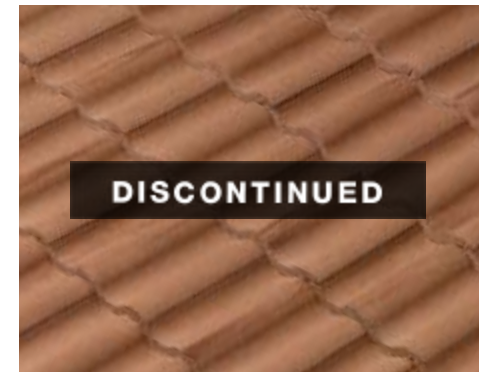
1GOCS6225BU



Made to Order

ARIZONA CLAY BLEND

1GOCS7049



Made to Order

GOLD DUST BLEND

1GOCS7205



Stock

SPANISH CLAY




Black Antique




1GOCS6225AA



Made to Order

STANDARD COLORS




<p>TERRA COTTA No Antique 1GOCS6230NN</p>  <p>Stock CRRRC 0942-0049 / Ref.:29 / Emit.:89 / SRI:30 / Aged SRI:32</p>	<p>COPPER Black Antique 1GOCS7052AA</p>  <p>Made to Order</p>	<p>COQUINA White Antique 1GOCS6204BU</p>  <p>Stock</p>
--	---	--

<p>TERRA COTTA Black Antique 1GOCS6230AA</p>  <p>Made to Order</p>	<p>CANYON CLAY Black Antique 1GOCS6201AA</p>  <p>Stock</p>	<p>DELCREST TAN White Antique 1GOCS0311BU</p>  <p>Stock</p>
--	---	--

<p>SPANISH RED No Antique 1GOCS7069NN</p>  <p>Made to Order</p>	<p>CARMEL Black Antique 1GOCS6202AA</p>  <p>Made to Order</p>	<p>TAN Black Antique 1GOCS0332AA</p>  <p>Made to Order</p>
--	---	--

STANDARD COLORS

<p>COCONUT White Antique 1GOCS0307BU</p>  <p>Stock</p>	<p>DESERT TAN White Antique 1GOCS0312BU</p>  <p>Stock</p>	<p>DESERT TAN Black Antique 1GOCS0312AA</p>  <p>Made to Order</p>
--	---	---

<p>CEDAR TAN Black & Brown Antique 1GOCS0308CD</p>  <p>Made to Order</p>	<p>CEDAR TAN Black Antique 1GOCS0308AA</p>  <p>Made to Order</p>	<p>LIGHT BROWN White Antique 1GOCS3443BU</p>  <p>Made to Order</p>
---	---	---



ESTATE | Cedar Tan - Black Antique

STANDARD COLORS

ANTIGUA
Black & Brown Antique 1GOCS0301CD



Made to Order

NATURAL GRAY
Black Antique 1GOCS5159AA



Made to Order

NATURAL GRAY
White Antique 1GOCS5159BU



Made to Order

ESPRESSO BLEND 1GOCS3260




Stock

STERLING 1GOCS5759



Made to Order
CRRC 0942-0194 / Ref.:21 / Emit.:92 / SRI:21

SLATE
Black Antique 1GOCS5161AA



Made to Order

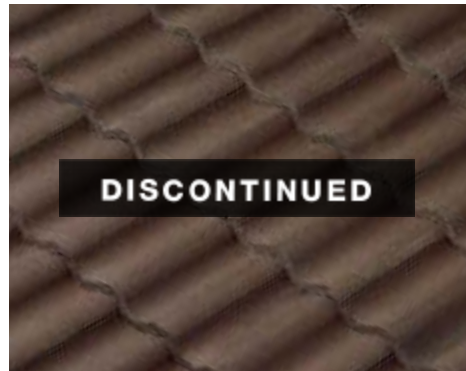
PREMIUM COLORS

SALMON
Light Yellow Antique 1GOWS6213DM



Stock

BROWN SUGAR
Black Antique 1GOCS3425AA



Made to Order



BLENDS Blends are composed of individual colors and must be blended during installation.

BAYSIDE BLEND 1GOCS6265



Made to Order Canyon Clay - Black Antique
Spanish Clay - Black Antique
Tan - Black Antique

AUTUMN BLEND 1GOCS0367



Made to Order Carmel - Black Antique
Cedar Tan - Black Antique
Desert Tan - Black Antique
CRRC 0942-0019 / Ref.:23 Emit.:90 / SRI:23 / Aged SRI:24

DESTIN BLEND 1GOCS0361




Stock Coconut - White Antique
Coquina - White Antique
Delcrest Tan - White Antique

NAVAJO SAND BLEND 1GOCS6277



Made to Order Canyon Clay - Black Antique
Copper - Black Antique
Tan - Black Antique

SIENNA BLEND 1GOCS0366



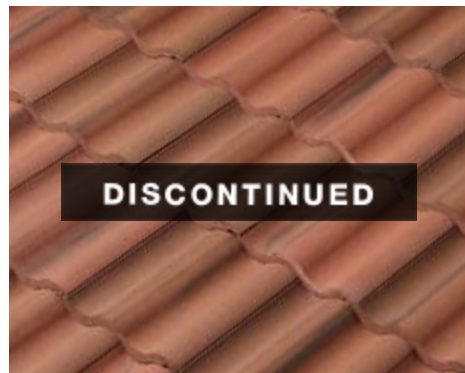
Made to Order Carmel - Black Antique
Cedar Tan - Black Antique
Tan - Black Antique

MONTEREY BLEND 1GOCS6298



Stock Canyon Clay
Carmel
Terra Cotta

CANDLE FLAME BLEND 1GOCS6270



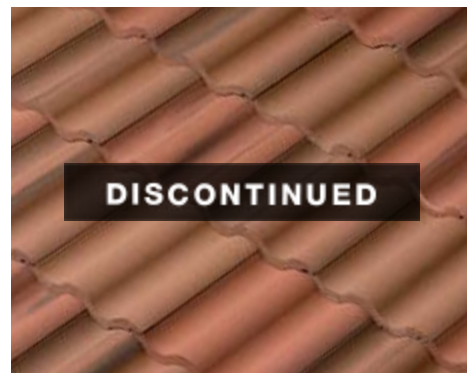
Made to Order Canyon Clay - Black Antique
Copper - Black Antique

OSCEOLA BLEND 1GOCS6278



Made to Order Canyon Clay - Black Antique
Carmel - Black Antique
Tan - Black Antique

HARVEST BLEND 1GOCS6275



Made to Order Canyon Clay - Black Antique
Carmel - Black Antique
Copper - Black Antique

BLENDS Blends are composed of individual colors and must be blended during installation.

LARGO BLEND 1GOCS0362



Made to Order Delcrest Tan - White Antique
Desert Tan - White Antique
Light Brown - White Antique

COBBLESTONE BLEND 1GOCS0360



Made to Order Cedar Tan - Black Antique
Desert Tan - Black Antique
Tan - Black Antique





GALENA

DESIGNER PRODUCT



GALENA | Terra Cotta - Black Antique

STANDARD COLORS

CANYON CLAY

Black Antique

1GQCS6201AA




Made to Order

DESERT TAN

Black Antique

1GQCS0312AA



Made to Order

TERRA COTTA

Black Antique

1GQCS6230AA



Made to Order

TAN

Black Antique

1GQCS0332AA



Made to Order

SPANISH CLAY

Black Antique

1GQCS6225AA

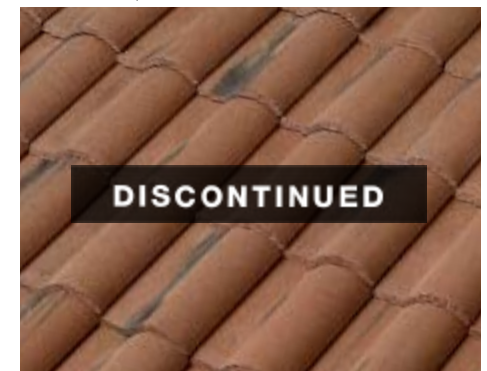


Made to Order

CARMEL

Black Antique

1GQCS6202AA



Made to Order

PREMIUM COLORS

NEVADA CLAY
No Antique 1GQWS6212NN



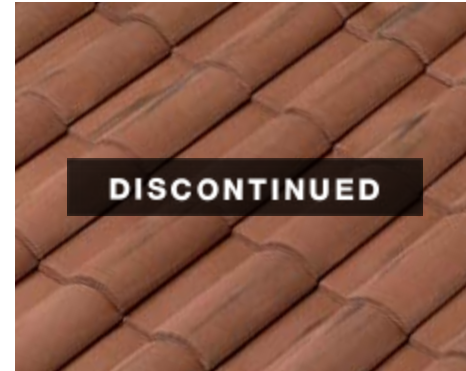
Made to Order

TERRA COTTA
No Antique 1GQCS6230NN



Made to Order
CRRR 0942-0049 / Ref.:89 / Emit.:90 / SRI:30 / Aged SRI:32

CEDAR
Black Antique 1GQCS6203AA



Made to Order

SPANISH RED
No Antique 1GQCS7070NN



Made to Order


BLENDS Blends are composed of individual colors and must be blended during installation.

BAYSIDE BLEND 1GQCS6265



Made to Order
Canyon Clay - Black Antique
Spanish Clay - Black Antique
Tan - Black Antique

OSCEOLA BLEND 1GQCS6278



Made to Order
Canyon Clay - Black Antique
Carmel - Black Antique
Tan - Black Antique

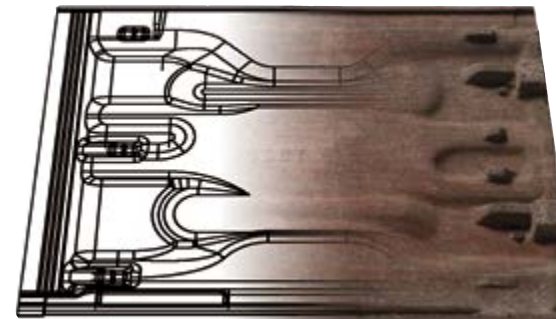


GALENA | Spanish Clay - Black Antique



Saxony® 900 Tile

A superior tile **specifically designed for the Florida market**, to optimize installation, reduce costs and improve protection against the elements.



It is Westlake Royal Roofing Solutions™ unyielding drive to develop and provide the industry and our customers with the most innovative tile roofing products, energy-saving solutions and advanced installation techniques.

FEATURES & BENEFITS

- Advanced design - lower profile & thicker mid-body
- Increased contact area, optimizing foam adhesive
- More efficient to install, saving labor cost
- Higher wind uplift resistance while using less foam than competitors*



Up to 25% Less Foam Required



SAXONY® 900 Slate



SLATE | Dark Charcoal Blend

STANDARD COLORS

LATTE

1FMCS30350



Stock

BUTTERSCOTCH

No Antique

1FMCS0305NN



Made to Order

CEDAR TAN

Black & Brown Antique

1FMCS0308CD

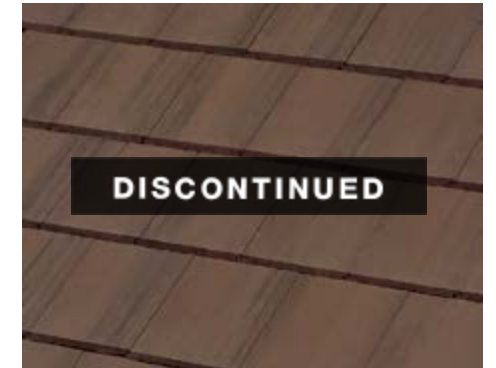


Made to Order

ESPRESSO

Black Antique

1FMCS3437BZ



Made to Order

CHESTNUT BURNT

1FMCS32420



Stock

ESPRESSO BLEND

No Antique

1FMCS32600



Stock

STANDARD COLORS

DESERT TAN


Black Antique 1FMCS0312AA



Stock

NATURAL GRAY

Black Antique 1FMCS5159AA



Made to Order

STERLING


1FMCS5759O



Stock

SLATE

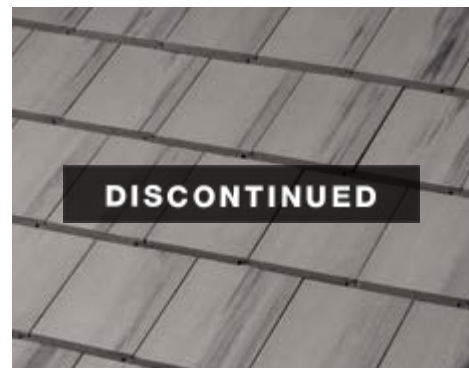
Black Antique 1FMCS5161AA



Stock

SMOKE


Black Antique 1FMCS5162AA



Made to Order

STONE MOUNTAIN BLEND


1FMCS5354O



Stock

DARK CHARCOAL BLEND

1FMCS1135O



Stock

PREMIUM COLORS

ULTRA WHITE

COLOR COAT* 1FMBS8001O



Stock

BROWN SUGAR

Black Antique 1FMCS3425AA



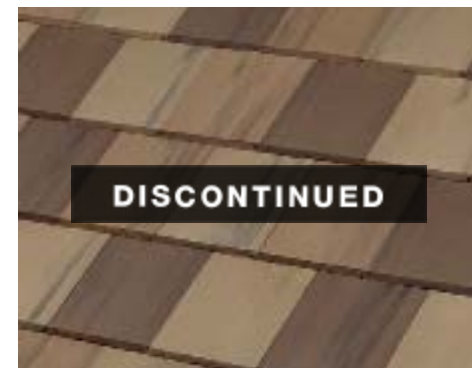
Made to Order

STANDARD COLOR BLENDS

Blends are composed of individual colors and must be blended during installation.

BUNGALOW BLEND

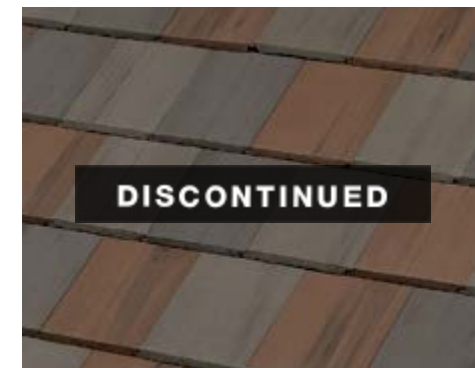
1FMCS0358



Made to Order Cedar Tan - Black & Brown Antique
Desert Tan - Black Antique
Espresso - Black Antique

SUWANEE BLEND

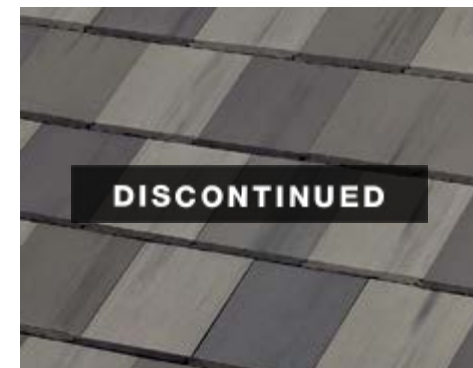
1FMCS5183



Made to Order Espresso - Black Antique
Slate - Black Antique
Smoke - Black Antique

CLOUDY BAY BLEND

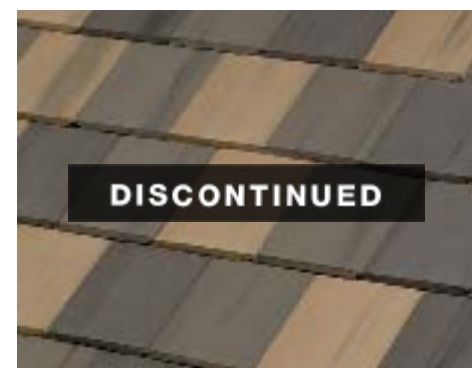
1FMCS5174



Made to Order Natural Gray - Black Antique
Slate - Black Antique
Smoke - Black Antique

STONE CREEK BLEND

1FMCS5182



Made to Order Desert Tan - Black Antique
Slate - Black Antique
Smoke - Black Antique





SAXONY® 900 Split Slate



STANDARD COLORS

CEDAR TAN

Black & Brown Antique 1FCCS0308CD



Stock

COCONUT

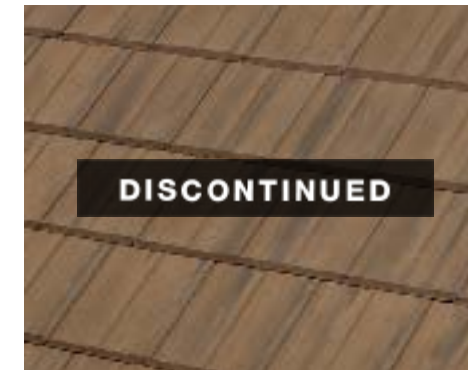
White Antique 1FCCS0307BU



Stock

CEDAR TAN


Black Antique 1FCCS0308AA



Stock

SIERRA BROWN

Black Antique 1FCCS3450AA



Made to Order

CANYON CLAY

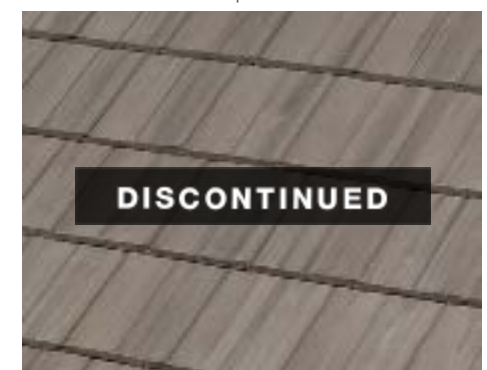
Black Antique 1FCCS6201AA



Stock

CINNAMON BROWN

Black & Brown Antique 1FCCS3429CD





Made to Order

SAXONY® 900 Split Slate


STANDARD COLORS

<p>TAUPE Black Antique 1FCCS5164AA</p>  <p>Stock</p>	<p>NATURAL GRAY White Antique 1FCCS5159BU</p>  <p>Stock</p>	<p>SMOKE Black Antique 1FCCS5162AA</p>  <p>Made to Order</p>
---	---	---

<p>LIGNITE Black Antique 1FCCS3442AA</p>  <p>Made to Order</p>	<p>NATURAL GRAY Black Antique 1FCCS5159AA</p>  <p>Made to Order</p>	<p>SLATE Black Antique 1FCCS5161AA</p>  <p>Stock</p>
--	--	--

PREMIUM COLOR


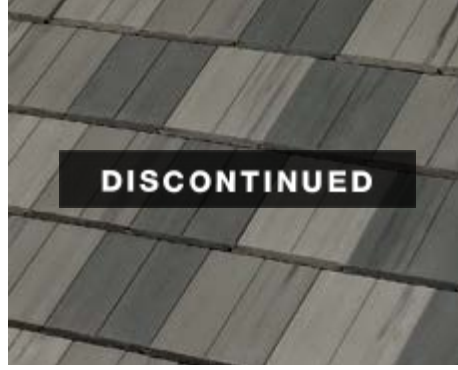

BROWN SUGAR
Black Antique 1FCCS3425AA




Made to Order

BLENDS

Blends are composed of individual colors and must be blended during installation.

<p>OYSTER BAY BLEND 1FCCS5176</p>  <p>Made to Order</p> <p>Cinnamon Brown - Black & Brown Antique Slate - Black Antique Smoke - Black Antique</p>	<p>PABLO CREEK BLEND 1FCCS5177</p>  <p>Made to Order</p> <p>Natural Gray - Black Antique Slate - Black Antique Smoke - Black Antique</p>	<p>ROCKPORT GRAY BLEND 1FCCS5178</p>  <p>Made to Order</p> <p>Sierra Brown - Black Antique Slate - Black Antique Taupe - Black Antique</p>
---	--	--


CHEYENNE ROCK BLEND 1FCCS5173



Made to Order

Lignite - Black Antique
Sierra Brown - Black Antique
Slate - Black Antique
Taupe - Black Antique

CLAM SHELL BLEND 1FCCS3462



Made to Order

Brown Sugar - Black Antique
Cinnamon Brown - Black & Brown Antique
Slate - Black Antique





PLANTATION Slate Like



SLATE LIKE | Pablo Creek Blend

STANDARD COLORS

CEDAR TAN
Black & Brown Antique 1GCCW0308CD



Stock

COCONUT
White Antique 1GCCW0307BU



Stock

CEDAR TAN
Black Antique 1GCCW0308AA



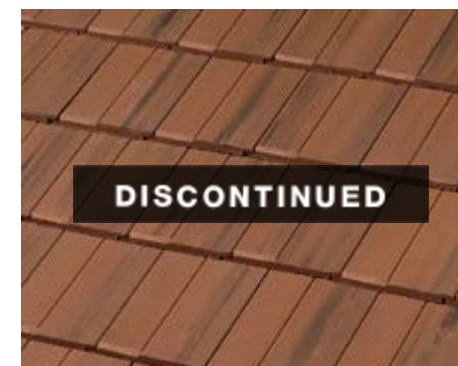
Made to Order

SIERRA BROWN
Black Antique 1GCCW3450AA



Made to Order

CANYON CLAY
Black Antique 1GCCW6201AA



Made to Order

CINNAMON BROWN
Black & Brown Antique 1GCCW3429CD



Made to Order

PLANTATION Slate Like

STANDARD COLORS

TAUPE

Black Antique 1GCCW5164AA



Stock

NATURAL GRAY

White Antique 1GCCW5159BU



Made to Order

SMOKE

Black Antique 1GCCW5162AA



Made to Order

LIGNITE

Black Antique 1GCCW3442AA



Made to Order

NATURAL GRAY

Black Antique 1GCCW5159AA



Made to Order

SLATE

Black Antique 1GCCW5161AA




Stock

PREMIUM COLOR

BROWN SUGAR

Black Antique 1GCCW3425AA



Made to Order

BLEND S

Blends are composed of individual colors and must be blended during installation.

OYSTER BAY BLEND

1GCCW5176



Made to Order

Cinnamon Brown - Black & Brown Antique
Slate - Black Antique
Smoke - Black Antique

PABLO CREEK BLEND

1GCCW5177



Made to Order

Natural Gray - Black Antique
Slate - Black Antique
Smoke - Black Antique

ROCKPORT GRAY BLEND

1GCCW5178



Made to Order

Sierra Brown - Black Antique
Slate - Black Antique
Taupe - Black Antique

CHEYENNE ROCK BLEND

1GCCW5173




Made to Order

Lignite - Black Antique
Sierra Brown - Black Antique
Slate - Black Antique
Taupe - Black Antique


CLAM SHELL BLEND

1GCCW3462



Made to Order

Brown Sugar - Black Antique
Cinnamon Brown - Black & Brown Antique
Slate - Black Antique





BERMUDA | Smooth

DESIGNER PRODUCT



BERMUDA Smooth | Terra Cotta - No Antique

STANDARD COLOR

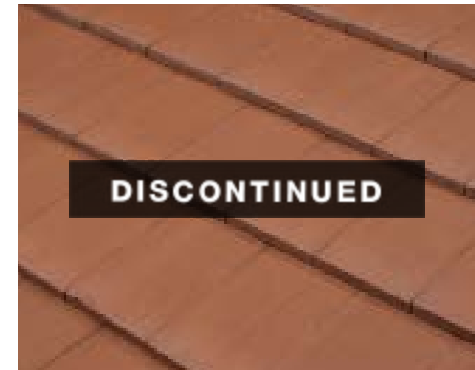
NATURAL GRAY
No Antique 1GKCS5159NN



Made to Order

PREMIUM COLORS

TERRA COTTA
No Antique 1GKCS6230NN



Made to Order

BOCA WHITE
No Antique 1GKWU8006NN



Made to Order



BERMUDA | Rustic Shake

DESIGNER PRODUCT



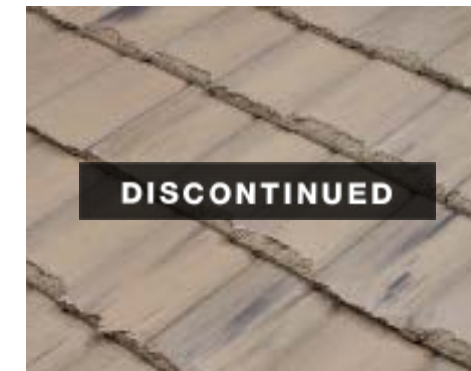
BERMUDA Rustic Shake | Smoke - Black Antique

STANDARD COLORS

SANDSTONE

Black Antique

1GMC50327AA

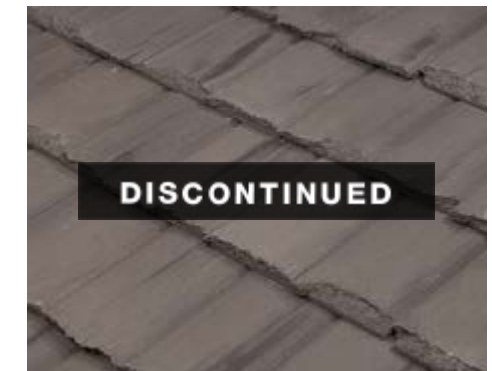


Made to Order

SLATE

Black Antique

1GMC55161AA




Made to Order

LIGNITE

Black Antique

1GMC53442AA




Made to Order

SMOKE

Black Antique

1GMC55162AA



Made to Order

BLEND

WEATHERED ASH BLEND

1GMC53474



Made to Order

Lignite - Black Antique
Sandstone - Black Antique
Smoke - Black Antique

Have you considered what is underneath your roof tile?

Newpoint™ Cool Roof System



Five components provide energy efficiency and give substantial return on your investment.




Newpoint™ Concrete Roof Tile

Shown in Saxony® Slate 900



TileSeal® Underlayment



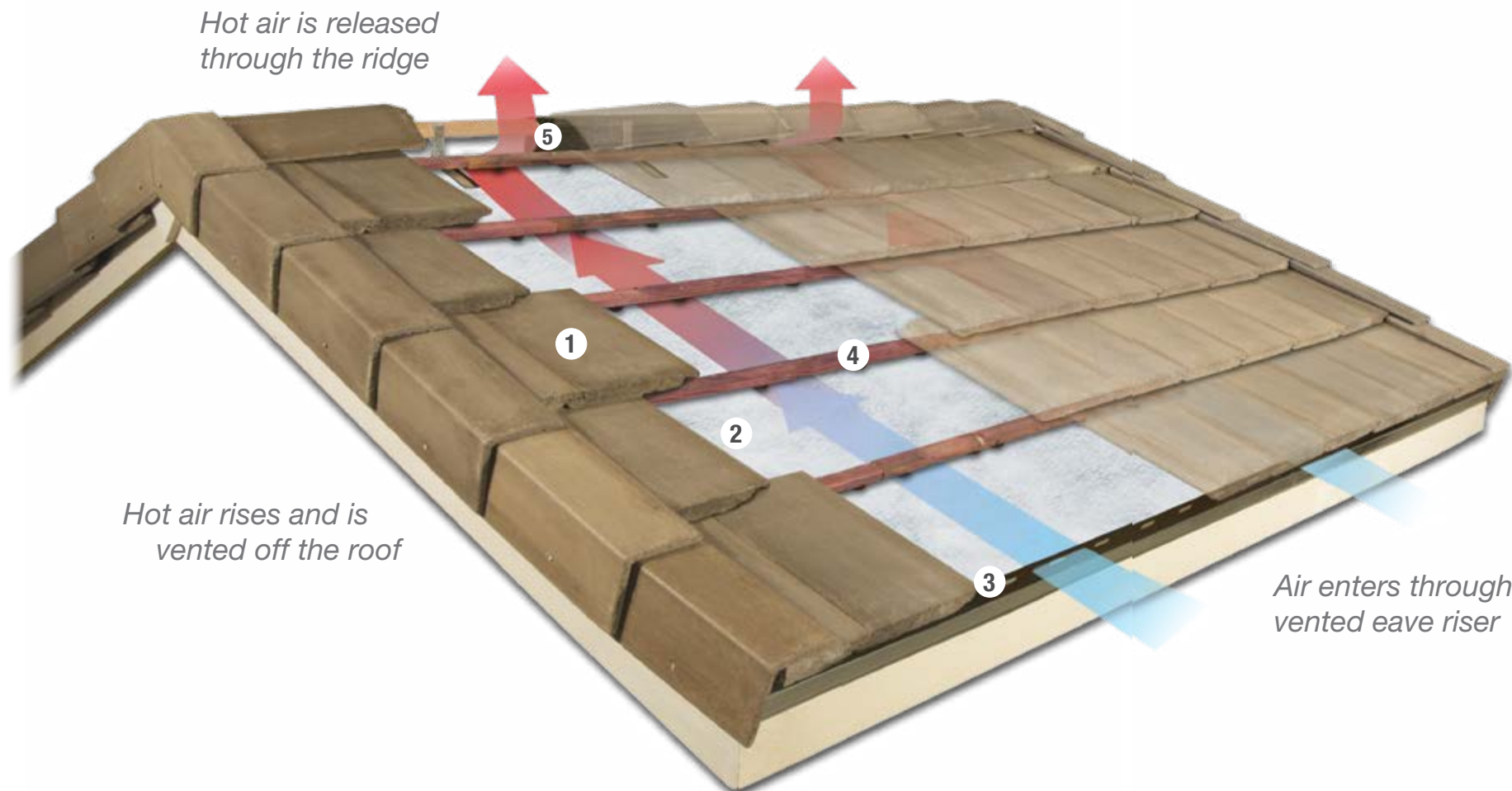
Vented Eave Riser



Elevated Batten System®



Vented Ridge



Energy Savings Every Year

22% Reduction in heating and cooling costs[†]



For more information, please visit our website WestlakeRoyalRoofing.com

[†]Steep-slope Assembly Testing of Clay and Concrete Tile with and without Cool Pigmented Colors, Oak Ridge National Laboratory, 2005. Results vary based on profile of tile installed, location, weather and other factors.

Specifications & Finishing Touches

ESTATE	Size	Height	Coverage	Installed Weight / Square	Pieces / Pallet		Squares / Pallet	Weight / Pallet	Approvals	Rake	Barrel			
	16.5" x 13"	2-3/8"	At 3" minimum headlap, 91 field tiles will cover approx. 100 square feet of roof area.	Approx: 828 lbs.	240		2.63	Approx: 2,560 lbs.	 FL 7849-R11	 1GUCS/1GUWS/1GUBS	 1GRCS/1GRSS/1GRBS			
GALENA	Size	Height	Coverage	Installed Weight / Square	Pieces / Pallet		Squares / Pallet	Weight / Pallet	Approvals	Rake	Barrel			
	17" x 10"	2-11/16"	At 2.5" minimum headlap, 111 field tiles will cover approx. 100 square feet of roof area.	Approx: 942 lbs.	352		3.17	Approx: 3,246 lbs.	 FL 7849-R11	 1GUCS	 1GRCS			
SAXONY 900 SLATE	Size	Height	Coverage	Installed Weight / Square	Pieces / Pallet		Squares / Pallet	Weight / Pallet	Approvals	90° Rake	Rake	3-Sided Ridge	V-Ridge	3-Sided Hip Starter
	17" x 13"	1-5/32"	At 3" minimum headlap, 85 field tiles will cover approx. 100 square feet of roof area.	Approx: 950 lbs.	210		2.47	Approx: 2,566 lbs.	 FL 7849-R11	 1R9CS/1R9BS	 1GUCS	 1R3CS/1R3BS	 1GVCS	 1FHCS/1FHBS
SAXONY 900 SPLIT SLATE	Size	Height	Coverage	Installed Weight / Square	Pieces / Pallet		Squares / Pallet	Weight / Pallet	Approvals	90° Rake	Rake	3-Sided Ridge	V-Ridge	3-Sided Hip Starter
	17" x 13"	1-5/32"	At 3" minimum headlap, 85 field tiles will cover approx. 100 square feet of roof area.	Approx: 950 lbs.	210		2.47	Approx: 2,566 lbs.	 FL 7849-R11	 1R9CS	 1GUCS	 1R3CS	 1GVCS	 1FHCS
PLANTATION SLATE LIKE	Size	Height	Coverage	Installed Weight / Square	Pieces / Pallet		Squares / Pallet	Weight / Pallet	Approvals	Rake	V-Ridge			
	16.5" x 13"	1-5/32"	At 3" minimum headlap, 91 field tiles will cover approx. 100 square feet of roof area.	Approx: 1,074 lbs.	210		2.31	Approx: 2,700 lbs.	 FL 7849-R11	 1GUCS	 1GVCS			
BERMUDA SMOOTH	Size	Height	Coverage	Installed Weight / Square	Pieces / Pallet		Squares / Pallet	Weight / Pallet	Approvals	Rake	V-Ridge	Thick Butt		
 DISCONTINUED	16" x 10"	1-3/16"	At 3" minimum headlap, 123 field tiles will cover approx. 100 square feet of roof area.	Approx: 1,255 lbs.	300		2.44	Approx: 3,300 lbs.	 FL 7849-R11	 1GUCS	 1GVCS	 1GNCS		
BERMUDA RUSTIC SHAKE	Size	Height	Coverage	Installed Weight / Square	Pieces / Pallet		Squares / Pallet	Weight / Pallet	Approvals	Rake	V-Ridge			
 DISCONTINUED	16" x 10"	1-3/16"	At 3" minimum headlap, 123 field tiles will cover approx. 100 square feet of roof area.	Approx: 1,255 lbs.	300		2.44	Approx: 3,300 lbs.	 FL 7849-R11	 1GUCS	 1GVCS			

Suggested Eave Metal Colors

ESTATE	
Antigua	Tan
Arizona Clay Blend	Terra Cotta
Brown Sugar	Brown
Canyon Clay	Terra Cotta
Garmel	Terra Cotta
Coconut	Tan
Gedar Tan	Tan
Copper	Red
Coquina	Tan
Delcrest Tan	Tan
Desert Tan	Tan
Espresso Blend	Brown
Gold Dust Blend	Terra Cotta
Light Brown	Brown
Natural Gray	Gray
Salmon	Terra Cotta
Slate	Gray
Spanish Clay	Red
Spanish Red	Red
Sterling	White
Tan	Tan
Terra Cotta	Terra Cotta
ESTATE BLENDS	
Autumn Blend	Tan
Bayside Blend	Terra Cotta
Candle Flame Blend	Red
Gobblestone Blend	Tan
Destin Blend	Tan
Harvest Blend	Terra Cotta
Largo Blend	Tan
Monterey Blend	Terra Cotta
Navajo Sand Blend	Red
Osceola Blend	Terra Cotta
Sienna Blend	Tan

GALENA	
Canyon Clay	Terra Cotta
Garmel	Terra Cotta
Gedar	Terra Cotta
Desert Tan	Tan
Nevada Clay	Terra Cotta
Spanish Clay	Red
Spanish Red	Red
Tan	Tan
Terra Cotta	Terra Cotta
GALENA BLENDS	
Bayside Blend	Terra Cotta
Osceola Blend	Tan


SAXONY® 900 SLATE	
Brown Sugar	Brown
Butterscotch	Tan
Gedar Tan	Tan
Chestnut Burnt	Brown
Dark Charcoal Blend	Black
Desert Tan	Tan
Espresso	Brown
Espresso Blend	Brown
Latte	Tan
Slate	Gray
Smoke	Gray
Sterling	White
Stone Mountain Blend	Black
Ultra White	White
SAXONY® 900 SLATE BLENDS	
Bungalow Blend	Brown
Cloudy Bay Blend	Gray
Stone Creek Blend	Tan
Suwanee Blend	Brown

SAXONY® 900 SPLIT SLATE & PLANTATION SLATE LIKE	
Brown Sugar	Brown
Canyon Clay	Terra Cotta
Coconut	Tan
Gedar Tan	Tan
Cinnamon Brown	Brown
Lignite	Gray
Natural Gray	Gray
Sierra Brown	Brown
Smoke	Gray
Slate	Gray
Taupe	Gray
SAXONY® 900 SPLIT SLATE & PLANTATION SLATE LIKE BLENDS	
Cheyenne Rock Blend	Gray
Glam Shell Blend	Brown
Oyster Bay Blend	Gray
Pablo Creek Blend	Gray
Rockport Gray Blend	Gray

BERMUDA SMOOTH	
Boca White	White
Natural Gray	Gray
Terra Cotta	Terra Cotta
BERMUDA RUSTIC SHAKE	
Lignite	Gray
Sandstone	Tan
Slate	Gray
Smoke	Gray
BERMUDA RUSTIC SHAKE BLEND	
Weathered Ash Blend	Gray

Visualize

Picture your new roof with Newpoint™ Concrete Roof Tile Inspiration house photo gallery on our website.



Order A Sample

Deciding on the perfect roof can be overwhelming. So, instead of wondering what color or style will work, order a sample and take the guesswork out of your decision. It's just another way Newpoint™ Concrete Roof Tile makes it easy to buy with confidence.

Architectural Tools

Our complete suite of architectural tools, including Arcat 3-Part Specs and CAD/BIM drawings, are available for download directly from our website.



Online Ordering

Manage your orders through My Westlake Royal, a simple online tool to track product orders in real time, all from the convenience of your computer, tablet or smartphone. Sign-up for e-mail alerts to notify you of your order status.



Limited Lifetime Warranty

As a brand you can trust, Newpoint™ Concrete Roof Tile offers one of the most comprehensive, fully transferable roofing warranties available on the market today.

Follow Us On Social Media

See what everyone loves about Newpoint™ Concrete Roof Tile and get inspired on: Facebook, Twitter, LinkedIn, YouTube, HOUZZ, Pinterest and Instagram.



Code Approval: Some approvals are regional and only apply to locally produced products; please contact Newpoint™ before transporting product across state lines. Specifically, products used in the Miami Dade County region of Florida require special testing and recognition. All tiles are Class A fire rated.

Disclaimer: The printed colors shown in this brochure may vary from actual available tile colors. Before making a final selection, be sure to review actual tile samples and roof installations. Please contact your local sales office for further assistance. Inadvertent errors in this publication are subject to change without notice. No performance guarantee is offered or implied beyond that expressly indicated.

Efflorescence is a temporary surface condition which is common to all concrete products. The process is caused by the chemical nature of cement. This reaction can appear as an overall chalky white bloom (a softening of color) or in more concentrated patches. It is difficult to predict how long the effects of efflorescence will last. It depends on the type and amount of deposit as well as local weather conditions. The action of carbon dioxide and rainwater will gradually remove the deposit, in most cases, leaving the original color of the roof intact without further efflorescence occurring. It is superficial and in no way affects the quality or functional properties of the tile.

Installation: According to the Tile Roofing Institute loading guidelines, "To achieve a pleasant, random blend of color for your job, care should be taken upon loading to mix the tiles." (Source: 2015 Concrete and Clay Roof Tile Installation Manual). Please consult the Tile Roofing Institute (TRI) Installation guides for application recommendations.





Visit our Design Centers:

FORT MYERS:

16240 S Tamiami Trail
Fort Myers, FL 33908
T: 863.467.3470

POMPANO:

2125 NW 22nd Street
Pompano Beach, FL 33069
T: 863.467.3472

ORLANDO:

2250 Lee Road, Suite 80
Winter Park, FL 32789
T: 407.960.7536

ABOUT WESTLAKE ROYAL ROOFING SOLUTIONS™

Westlake Royal Roofing Solutions™ is the combination of DaVinci® Roofscapes and the former Boral North America roofing product lines. The company is a recognized, national leader in durable and sustainable clay, composite, concrete, and steel roof systems and components. The company's offerings include US Tile® products, a legacy line of premium, stunning clay tile solutions manufactured to the highest standard of sustainability and craftsmanship: DaVinci® Roofscapes, beautiful and durable composite slate and shake roofing tiles; Newpoint™ Concrete Tile Roofing, the enduring line of concrete tile known for its superior strength, Class A fire rating and long-lasting beauty; Unified Steel™ Stone Coated Roofing, the ultra-lightweight roofing system which benefits from the structural strength of steel; and Westlake Royal™ Roofing Components, a full line of integrated roof components designed to deliver a higher standard of roof installation and performance.

ABOUT ABOUT WESTLAKE ROYAL BUILDING PRODUCTS™

Westlake Royal Building Products USA Inc., a Westlake company (NYSE:WLK), is a leader throughout North America in the innovation, design, and production of a broad and diverse range of exterior and interior building products, including Siding and Accessories, Trim and Mouldings, Roofing, Stone, Windows and Outdoor Living. For more than 50 years, Westlake Royal Building Products has manufactured high quality, low maintenance products to meet the specifications and needs of building professionals, homeowners, architects, engineers and distributors, while providing stunning curb appeal with an unmatched array of colors, styles, and accessories.

For more information, please visit WestlakeRoyalBuildingProducts.com. Follow us on LinkedIn, Instagram and "Like" us on Facebook.

Plant/Distribution Center Locations

- Phoenix, ARIZONA
- Corona, CALIFORNIA
- Lathrop, CALIFORNIA
- Stockton, CALIFORNIA
- Rialto, CALIFORNIA
- Denver, COLORADO
- Lake Wales, FLORIDA
- Okeechobee, FLORIDA
- Pompano Beach, FLORIDA
- Kapolei, HAWAII
- Henderson, NEVADA
- Fort Worth, TEXAS
- Katy, TEXAS

Corporate Office

Westlake Royal Building Products
2801 Post Oak, Suite 600
Houston, Texas 77056

Western Office

Westlake Royal Roofing Solutions
7575 Irvine Center Drive, Suite 100
Irvine, CA 92618

Customer Service

863.824.1289

Website



WestlakeRoyalRoofing.com



Westlake
Royal Roofing Solutions™